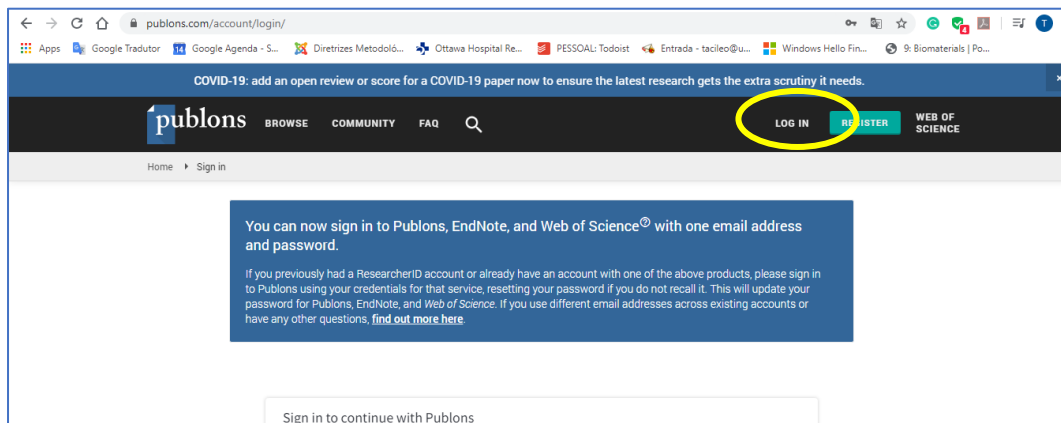
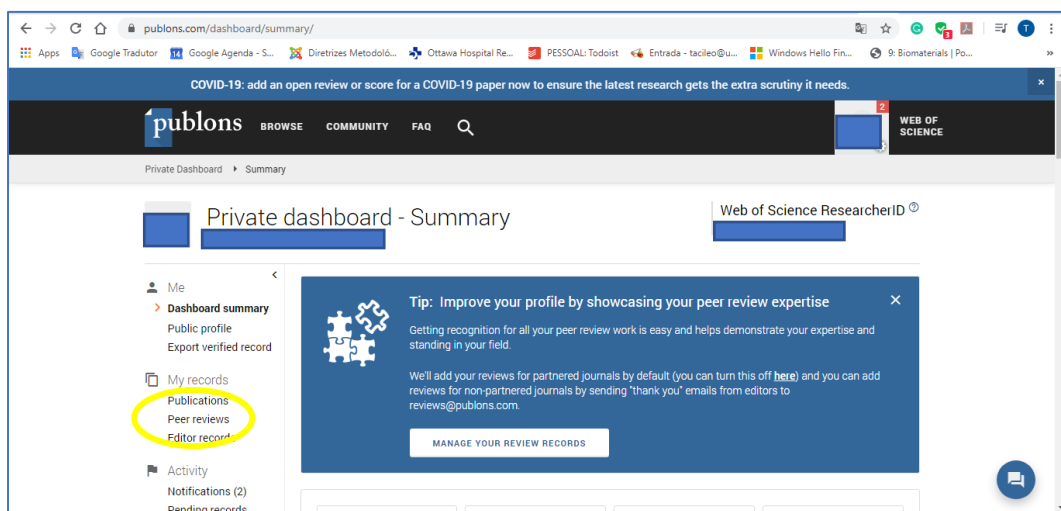


## Tutorial – How to insert a peer-review in your Publons Profile

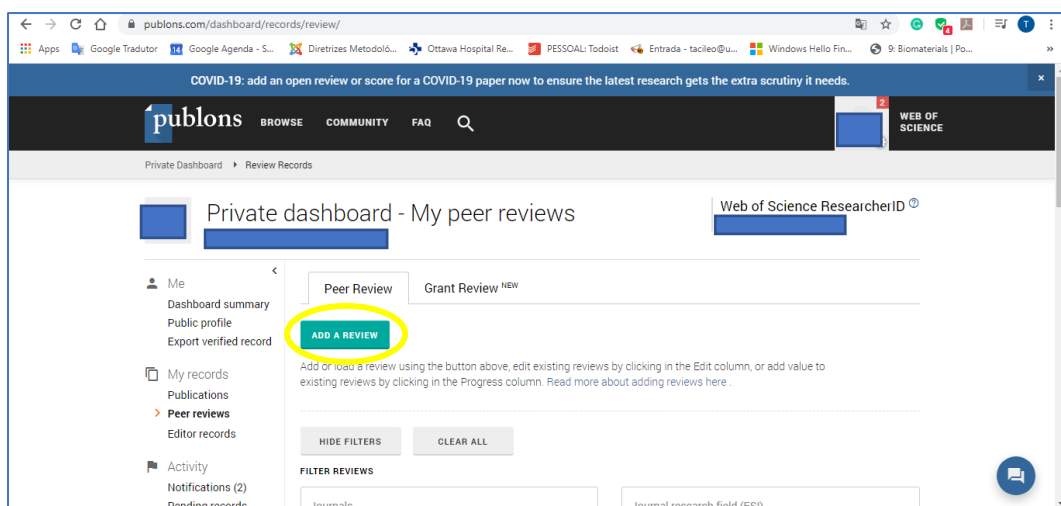
**Step 1** - After you receive the acknowledgment email by doing a review for our journal, go to Publons website and login in your account <https://publons.com/account/login/>



**Step 2** - In My Records – Click in “Peer reviews”



**Step 3** – ADD A REVIEW



## Step 4 – Fill in the review information

publons.com/dashboard/records/review/create/#edit

COVID-19: add an open review or score for a COVID-19 paper now to ensure the latest research gets the extra scrutiny it needs.

publons BROWSE COMMUNITY FAQ

Private Dashboard Review Records Add a review

Private dashboard - Add a review Web of Science ResearcherID

Me  
Dashboard summary  
Public profile  
Export verified record

My records  
Publications  
Peer reviews  
Editor records

Activity  
Notifications (2)  
Pending records

Add a pre-publication or post-publication review using the form below.  
See here for more on the difference between the two.

☒ Pre-publication review  
Load the details of a review you've previously written for a journal or conference.

☐ Post-publication review  
Write a new review of a published manuscript.

Journal or conference

Journal or conference you reviewed for

Date you performed the review

publons.com/dashboard/records/review/create/#edit

COVID-19: add an open review or score for a COVID-19 paper now to ensure the latest research gets the extra scrutiny it needs.

publons BROWSE COMMUNITY FAQ

Private Dashboard Review Records Add a review

Private dashboard - Add a review Web of Science ResearcherID

Me  
Dashboard summary  
Public profile  
Export verified record

My records  
Publications  
Peer reviews  
Editor records

Activity  
Notifications (2)  
Pending records

Community  
Refer colleagues  
Scored publications

Add a pre-publication or post-publication review using the form below.  
See here for more on the difference between the two.

☒ Pre-publication review  
Load the details of a review you've previously written for a journal or conference.

☐ Post-publication review  
Write a new review of a published manuscript.

Journal or conference

Journal Brazilian Dental Science

Date (yyyy-mm-dd)  
2020-04-15

Article

publons.com/dashboard/records/review/create/#edit

COVID-19: add an open review or score for a COVID-19 paper now to ensure the latest research gets the extra scrutiny it needs.

publons BROWSE COMMUNITY FAQ

Private Dashboard Review Records Add a review

Private dashboard - Add a review Web of Science ResearcherID

Me  
Dashboard summary  
Public profile  
Export verified record

My records  
Publications  
Peer reviews  
Editor records

Activity  
Notifications (2)  
Pending records

Community  
Refer colleagues  
Scored publications

Add a pre-publication or post-publication review using the form below.  
See here for more on the difference between the two.

☒ Pre-publication review  
Load the details of a review you've previously written for a journal or conference.

☐ Post-publication review  
Write a new review of a published manuscript.

Journal or conference

Journal Brazilian Dental Science

Date (yyyy-mm-dd)  
2020-04-15

Article

If the article has been published please enter its DOI to ensure we associate your review correctly. As it would be unfair to the author(s) we do not show the title of the article or publish the content of your review until the manuscript has been published (given a DOI or URL).

Import article details by entering:

Article DOI, PubMed ID, or arXiv or Article title

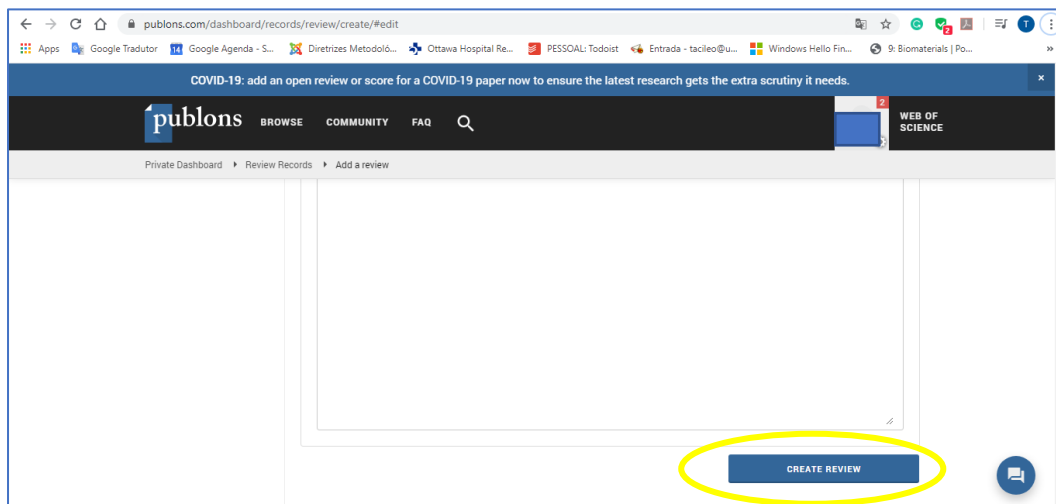
Display preferences

Please select how you would prefer your review to be publicly displayed. We also consider the preferences of the journal, publisher and any authors before displaying a review but will never display more information than your preferences allow. Please do not publish a review if the journal's policy prohibits it. Find out more about review display preferences.

Privacy  
Show journal/conference

Content  
Hide review content

## Step 5 – Scroll down the scroll bar and click “CREATE REVIEW”



## Step 6 – Verify your review – Follow the instructions on the Publons, and after some hours your review will be inserted in your Publons profile.

